


OK, this is not intended as a definitive fix thread but covers probably the most common cause of the airbag warning light displaying on the dash. I'll try to be as accurate as I can and hopefully the pics are clear enough for most to understand.

Due to new regulations (in the UK) cars with an illuminated airbag warning light will fail the annual MOT test. A lot of people worry that this is going to be an expensive fix and I've heard some garages are charging for new airbag units rather than checking the known common faults.


First things first. Disconnect your battery and leave it for at least 15 minutes (make sure you have your radio code though).

Next up you will need a few basic tools available from many DIY stores. Servisol Super 10 electrical contact cleaner/lubricant, some small cable ties, some wire cutters/pliers. it would also be handy to have a copy of Multiecuscan installed on your laptop and a set of cables.

Right, find the **yellow connector** under the passenger seat, **there's usually a cover over it**. Remove the cover to expose the connector. Sseperate the connector, give it a short blast with Servisol/contact cleaner and reconnect.



Then secure the connector together using a cable tie.



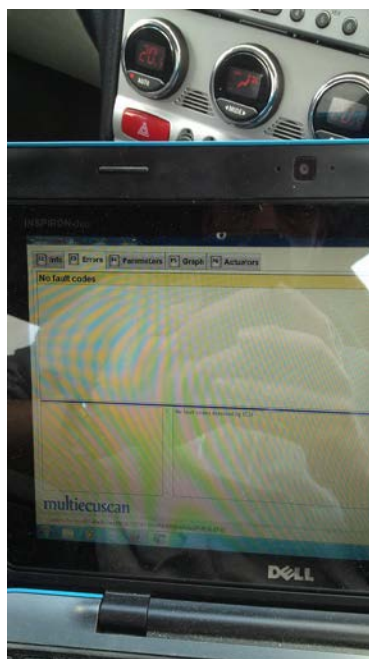
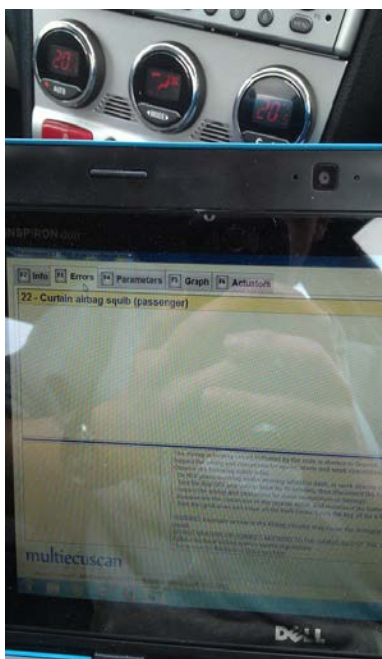
In most cases this is often enough, but in some instances the issue may be with one of the two connectors in the boot. They can be found on the right side under the lining roughly behind the fuel filler area...



Repeat the above procedure and replace the boot lining.

Reconnect the battery (you do have the radio code don't you!) and start your car, the light should now be extinguished.

Some older models (pre-2004) may require the code to be erased/reset, this can be done with Multiecuscan/alfadiag and the correct interface.



Alfa 156 passenger side curtain airbag squib

Hi guys,

Can anyone tell me is there any known fixes for the airbag squib. Can't get the airbag light out. Have snap on diagnostics. It's telling me there's a problem with passenger side curtain airbag squib. If the problem is with the connections, can someone tell me where they are.

It'll save me a lot of stripping.

Cheers guys,

It is in a saloon they are above the boot (remove the top inside the boot to get to them).

If it is a SportWagon they will probably be in the "C" pillars.

** It is in a saloon they are in behind a small 2" x 1" panel on the RHS that can be removed.

Err yellow connectors or yellow/orange covers cables on drivers (right) side behind boot wing lining somewhere between rear corner and strut

tower... this is on a saloon and my facelift did not have access panel so just pulled lining out the way

These go to curtain squibs and are a notorious loose connection causing light.

Separate connectors and you'll see one side has pins and other little round hollow sockets for pin.

Take out the round ones one at a time and give them a small nip with pliers and put them back in plastic connector. Wd40 the connectors, re-connect and cable tie them closed as this stops them coming loose.

And I would say 99% this will resolve your issue

Thanks for the help will try that this week

I had the same problem (156 saloon) Had fault code read as passenger side curtain squib.

Checked boot connections (one was unclipped) clipped it back .. Job done no air bag light !!
